

Bulletin Hebdomadaire de retro-information sur la méningite cérébrospinale Weekly feedback bulletin on cerebrospinal meningitis

06 to 12 May 2013

I - SITUATION EPIDEMIOLOGIQUE DE LA SEMAINE 19 / EPIDEMIOLOGICAL SITUATION OF WEEK 19

Table 1: Situation épidémiologique / Epidemiological Situation

| Pays | Cas | Décès | Létalité (%) | District en Alerte | District en Epidémie | Complétude (%) |
|---------------|------------|-----------|--------------|--------------------|----------------------|------------------|
| Country | Case | Death | Letality (%) | District in Alert | District in Epidemic | Completeness (%) |
| Benin | 11 | 0 | 0.0 | 0 | 0 | 100.0 |
| Burkina Faso | 55 | 8 | 14.5 | 0 | 0 | 100.0 |
| Cameroun | 6 | 0 | 0.0 | 0 | 0 | 76.2 |
| Centrafrique | - | - | - | - | - | - |
| Côte d'Ivoire | 8 | 2 | 25.0 | 0 | 0 | 93.9 |
| Ethiopia | - | - | - | - | - | - |
| Ghana | - | - | - | - | - | - |
| Guinea | 9 | 1 | 11.1 | 0 | 0 | 100.0 |
| Gambia | 0 | 0 | 0.0 | 0 | 0 | 100.0 |
| Mali | 9 | 0 | 0.0 | 0 | 0 | 100.0 |
| Mauritania | 0 | 0 | 0.0 | 0 | 0 | 100.0 |
| Niger | 1 | 0 | 0.0 | 0 | 0 | 100.0 |
| Nigeria | 5 | 0 | 0.0 | 0 | 0 | 79.9 |
| RD Congo** | - | - | - | - | - | - |
| Senegal | 14 | 0 | 0.0 | 0 | 0 | 100.0 |
| South Sudan | - | - | - | - | - | - |
| Sudan | 27 | 0 | 0.0 | 0 | 0 | 5.2 |
| Tchad | 4 | 1 | 25.0 | 0 | 0 | 88.0 |
| Togo | 5 | 0 | 0.0 | 0 | 0 | 100.0 |
| Total | 154 | 12 | 7.8 | 0 | 0 | 39.9 |

** Définition des seuils d'alerte/épidémique non applicable à ce pays situé en dehors de la ceinture de la méningite
Definition of alert/epidemic thresholds not applicable to this country outside the meningitis belt

Nous contacter / Contact us:

Inter country Support Team - West Africa / Equipe d'Appui Inter-Pays pour Afrique de l'Ouest
03 BP 7019 Ouagadougou 03, Burkina Faso
Tel: (226) 50-30-65-65, Fax: (226) 50-33-25-41

E.mail: walkero@bf.afro.who.int or djinguarevm@bf.afro.who.int or linganic@bf.afro.who.int

Site web/Web site: <http://www.meningvax.org/press-reports.htm> ; <http://www.who.int/csr>

Nota bene: Les données publiées dans ce bulletin sont des informations hebdomadaires. Elles sont susceptibles d'évoluer après complétude et vérification./The data published in this bulletin are weekly informations. They are susceptible to change after completeness and verification.

Pays sous Surveillance
Renforcée de la Méningite

Countries under Enhanced
Surveillance of Meningitis

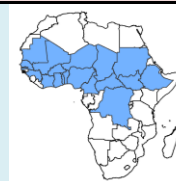
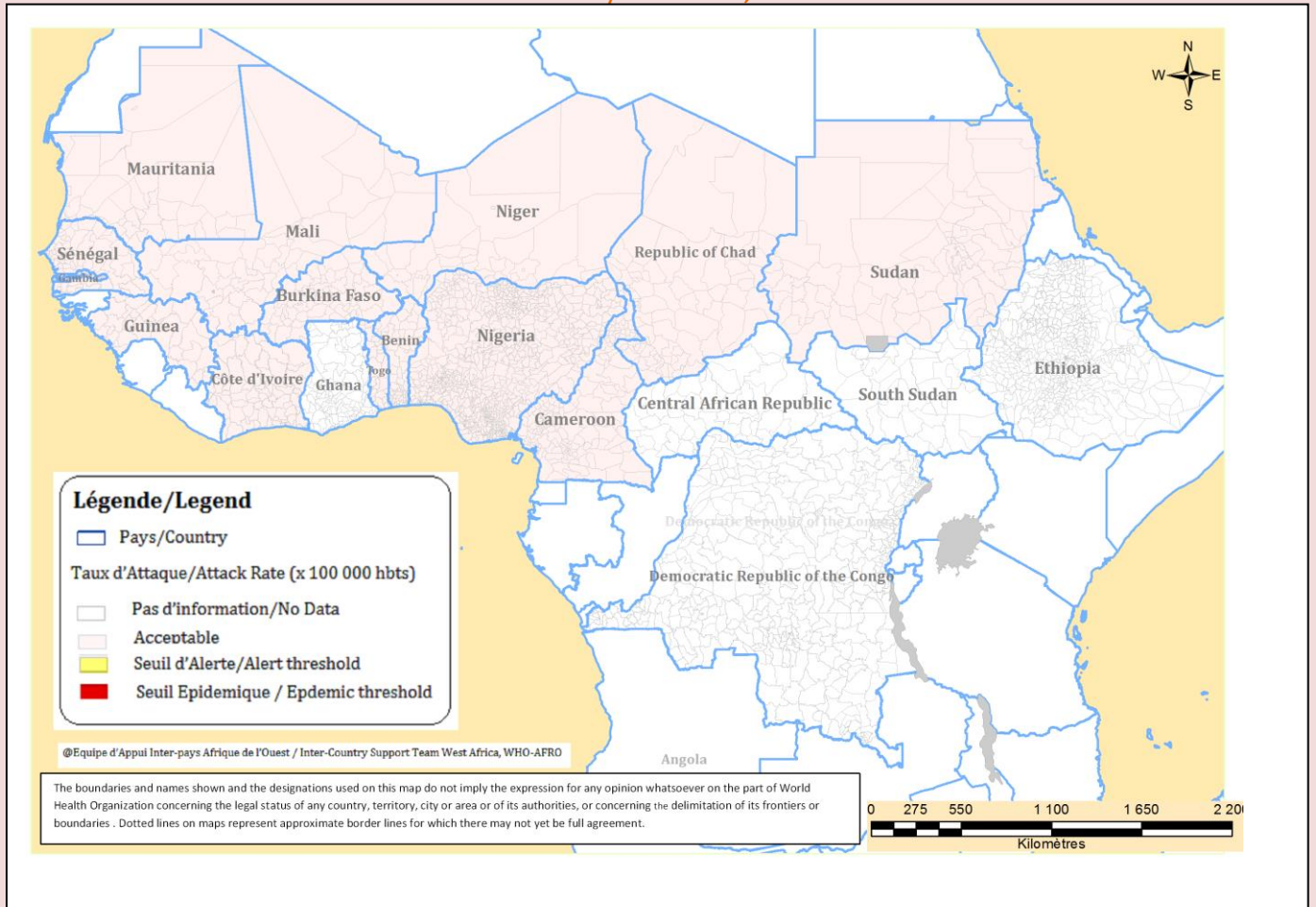


Figure 1: Cartographique des données de la semaine en cours / Mapping of data of current week

Semaine/ Week 19, 2013



Commentaires:

A la semaine-19, La situation épidémiologique reste calme. Aucun district des pays qui ont notifiés des cas n'est en alerte ou en épidémie.

Comments :

At the week-19, the epidemiologic situation is calm. No alert or epidemic district in the countries that reported data.

Taux d'attaque (TA)/Attack Rate (AR): Nombre de cas pour 100 000 habitants/Number of cases per 100,000 inhabitants

II - SYNTHÈSE DE LA SITUATION ÉPIDÉMIOLOGIQUE / SYNTHESIS OF THE EPIDEMIOLOGICAL SITUATION
(Semaines notifiées / Reported weeks 01 – 19)

Table 2: Synthèse de la situation épidémiologique/Synthesis of the Epidemiological situation

| Pays | Cas | Décès | Létalité (%) | District en Alerte | District en Epidémie | Semaines notifiées | En districts (%) | En semaines(%) |
|---------------------------------|--------------|------------|---------------|--------------------|----------------------|--------------------|------------------|----------------|
| Country | Cases | Deaths | Lortality (%) | District in Alert | District in Epidemic | Reported weeks | In districts (%) | In weeks(%) |
| Benin^P | 402 | 41 | 10.2 | 3 | 1 | 01-19 | 100.0 | 100.0 |
| Burkina Faso^T | 1 923 | 231 | 12.0 | 3 | 1 | 01-19 | 100.0 | 100.0 |
| Cameroun^P | 391 | 27 | 6.9 | 2 | 0 | 01-19 | 98.9 | 95.8 |
| Centrafrique | 51 | 4 | 7.8 | 0 | 0 | 01-10 | 100.0 | 72.5 |
| Côte d'Ivoire | 156 | 22 | 14.1 | 0 | 0 | 01-19 | 100.0 | 92.1 |
| Ethiopia | - | - | - | - | - | - | - | - |
| Ghana ^P | 304 | 12 | 3.9 | 3 | 0 | 01-18 | 78.8 | 95.4 |
| Guinea | 413 | 39 | 9.4 | 1 | 0 | 01-19 | 100.0 | 98.9 |
| Gambia | 17 | 1 | 5.9 | 0 | 0 | 01-19 | 100.0 | 100.0 |
| Mali^T | 173 | 4 | 2.3 | 0 | 0 | 01-19 | 100.0 | 100.0 |
| Mauritania | 4 | 1 | 25 | 0 | 0 | 01-19 | 100.0 | 100.0 |
| Niger^T | 140 | 16 | 11.4 | 0 | 0 | 01-19 | 100.0 | 100.0 |
| Nigeria^P | 728 | 34 | 4.7 | 1 | 3 | 01-19 | 100.0 | 98.9 |
| RD Congo** | 3 497 | 345 | 9.9 | - | - | 01-18 | 20.0 | 87.1 |
| Senegal^P | 230 | 7 | 3.0 | 0 | 0 | 01-19 | 100.0 | 100.0 |
| South Sudan | 99 | 8 | 8.1 | 2 | 1 | 01-17 | 100.0 | 100.0 |
| Sudan^P | 259 | 9 | 3.5 | 0 | 0 | 01-19 | 100.0 | 94.9 |
| Tchad^T | 225 | 35 | 15.6 | 1 | 0 | 01-19 | 92.0 | 94.0 |
| Togo | 140 | 16 | 11.4 | 0 | 0 | 01-19 | 100.0 | 97.8 |
| Total | 9 152 | 852 | 9.3 | 16 | 6 | 01-19 | 61.0 | 97.1 |

P = Pays partiellement vacciné avec le MenAfriVac / Country partially vaccinated with MenAfriVac

T = Pays entièrement vacciné avec le MenAfriVac / Country entirely vaccinated with MenAfriVac

** Définition des seuils d'alerte/épidémique non applicable à ce pays situé en dehors de la ceinture de la méningite
Definition of Alert/epidemic thresholds not applicable to this country outside the meningitis belt

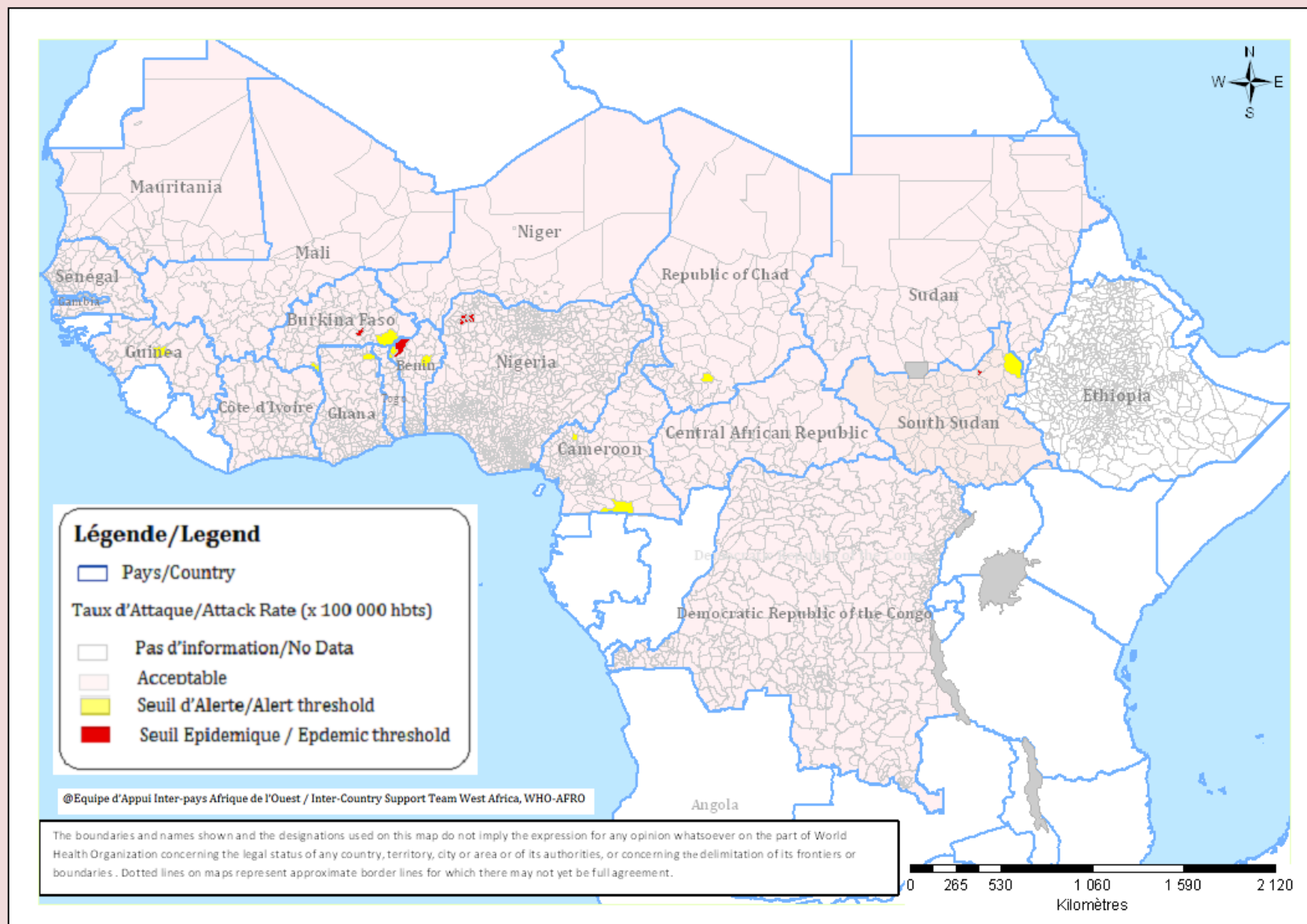
Commentaires:

Comments :

A la semaine-19, un total cumulé de 9 152 cas suspects de méningite, dont 852 décès ont été notifiés, soit une létalité de 9.3%.
Les efforts des pays, pour une bonne complétude et promptitude des rapports hebdomadaires devront être maintenus tout le long de l'année.

*At week-19, cumulatively 9,152 meningitis suspected cases were notified with 852 deaths, representing a CFR of 9.3%.
Countries should continue their efforts in transmitting timely and complete weekly reports all over the year.*

Figure 2 : Cartographie récapitulative des taux d'attaque cumulés de la Méningite / Recapitulative map of cumulative Meningitis attack rates
Semaine / Week 01 - 19



III - SYNTHÈSE DES DONNEES LABORATOIRE PAR PAYS / SYNTHESIS OF LABORATORY DATA BY COUNTRY

Table 3: Pathogènes identifiés/Pathogens identified (Semaines notifiées / Reported weeks 01 – 19, 2013)

| Pays Country | Nombre LCR Number CSF | LCR contam CSF contam | LCR négatifs CSF negative | NmA NmA | NmB NmB | NmC NmC | NmX NmX | NmY NmY | Nm W135 Nm W135 | Autres Nm ind. Other Nm ind. | S.Pneum S.Pneum | Hib Hib | Autres Pathogènes Other Pathogens |
|-----------------|--------------------------|--------------------------|------------------------------|------------|------------|------------|------------|------------|--------------------|---------------------------------|--------------------|------------|--------------------------------------|
| Benin | 135 | 0 | 117 | 0 | 0 | 0 | 0 | 0 | 4 | 0 | 13 | 1 | 0 |
| Burkina Faso | 884 | 0 | 524 | 0 | 0 | 0 | 14 | 0 | 139 | 17 | 185 | 5 | 0 |
| Cameroun | 127 | 0 | 111 | 0 | 0 | 0 | 0 | 0 | 2 | 0 | 13 | 0 | 1 |
| Centrafrique | 188 | 0 | 176 | 0 | 0 | 0 | 0 | 0 | 0 | 0 | 12 | 0 | 0 |
| Cote d'Ivoire | - | - | - | - | - | - | - | - | - | - | - | - | - |
| Ethiopia | - | - | - | - | - | - | - | - | - | - | - | - | - |
| Ghana | 144 | 0 | 107 | 0 | 0 | 0 | 0 | 0 | 12 | 11 | 13 | 1 | 0 |
| Guinée | - | - | - | - | - | - | - | - | - | - | - | - | - |
| Gambia | 6 | 0 | 6 | 0 | 0 | 0 | 0 | 0 | 0 | 0 | 0 | 0 | 0 |
| Mali | 115 | 0 | 100 | 0 | 0 | 0 | 0 | 0 | 3 | 0 | 12 | 0 | 0 |
| Mauritania | - | - | - | - | - | - | - | - | - | - | - | - | - |
| Niger | 136 | 0 | 103 | 0 | 0 | 0 | 0 | 0 | 10 | 0 | 20 | 3 | 0 |
| Nigeria | 32 | 0 | 20 | 3 | 0 | 7 | 0 | 0 | 0 | 0 | 1 | 0 | 1 |
| RD Congo | 154 | 14 | 127 | 0 | 0 | 2 | 0 | 0 | 0 | 0 | 4 | 0 | 7 |
| Senegal | - | - | - | - | - | - | - | - | - | - | - | - | - |
| South Sudan | 14 | 0 | 2 | 12 | 0 | 0 | 0 | 0 | 0 | 0 | 0 | 0 | 0 |
| Sudan | - | - | - | - | - | - | - | - | - | - | - | - | - |
| Tchad | - | - | - | - | - | - | - | - | - | - | - | - | - |
| Togo | 44 | 0 | 33 | 0 | 0 | 0 | 0 | 0 | 0 | 3 | 5 | 3 | 0 |
| Total | 1 979 | 14 | 1426 | 15 | 0 | 9 | 14 | 0 | 170 | 31 | 278 | 13 | 9 |

Pathogènes Identifier par /Pathogens identified by: PCR, LATEX, CULTURE

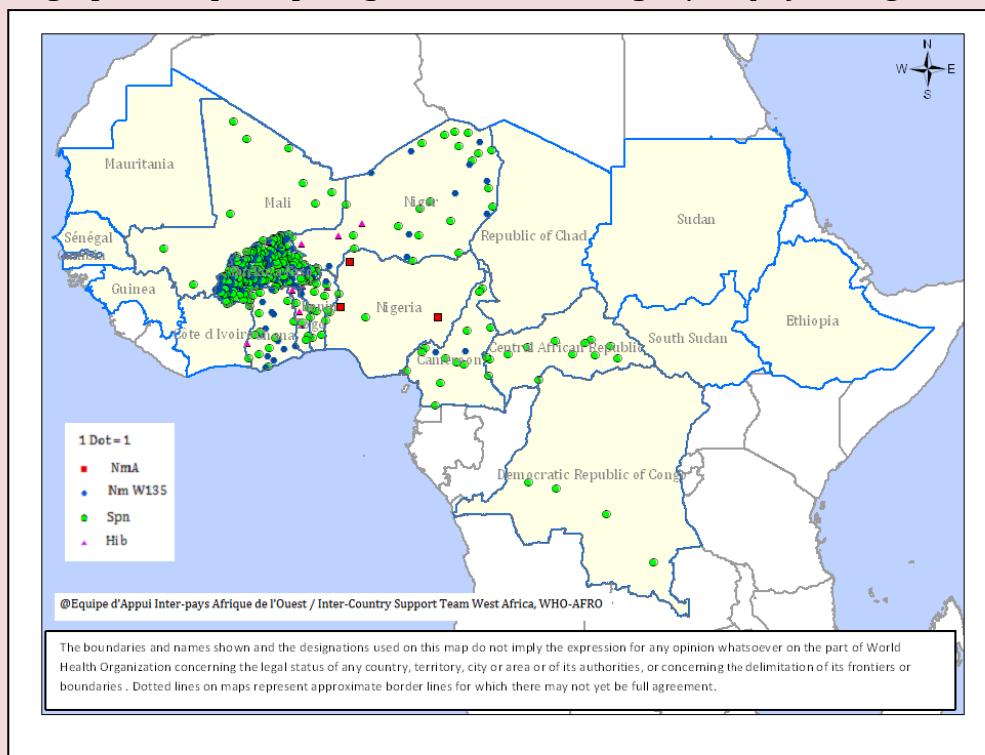
Commentaires:

Sur les 9 152 cas suspects cumulés notifiés, 1 979 LCRs ont été prélevés (21.6%). Le germe le plus fréquemment identifié reste le Spn (278 cas), suivi du W135 (170 cas).

Comments:

Of the 9,152 cumulative suspected meningitis cases notified, 1,979 CSFs were collected (21.6%). Spn remains the most frequently laboratory confirmed germ (278 cases), followed by the W135 (170 cases).

Figure 3 : Cartographie des principaux germes de la Méningite / Map of Meningitis main pathogens



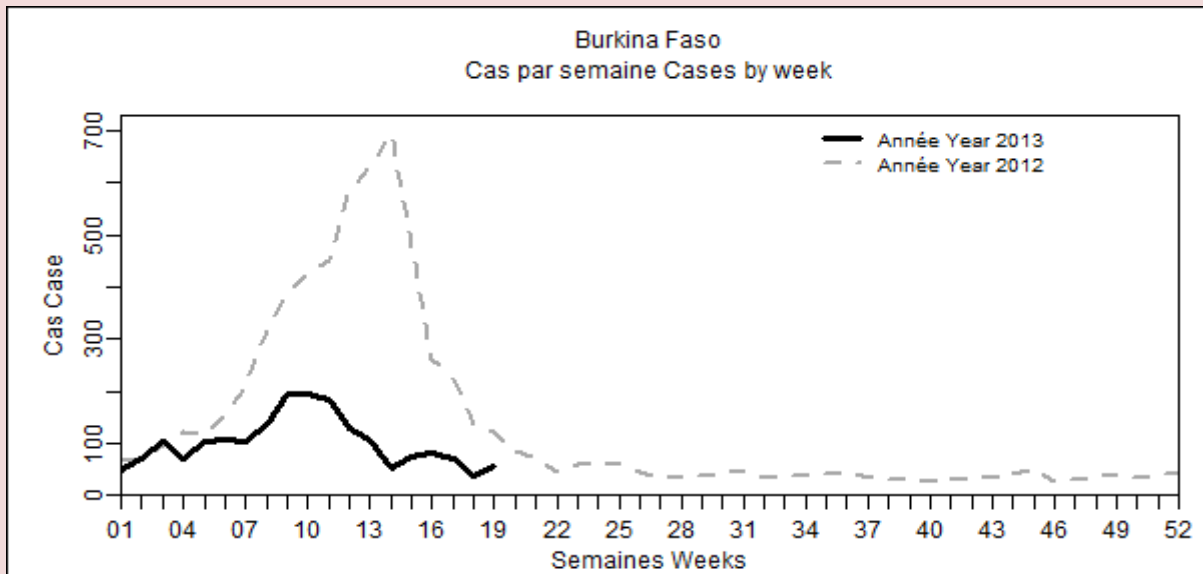
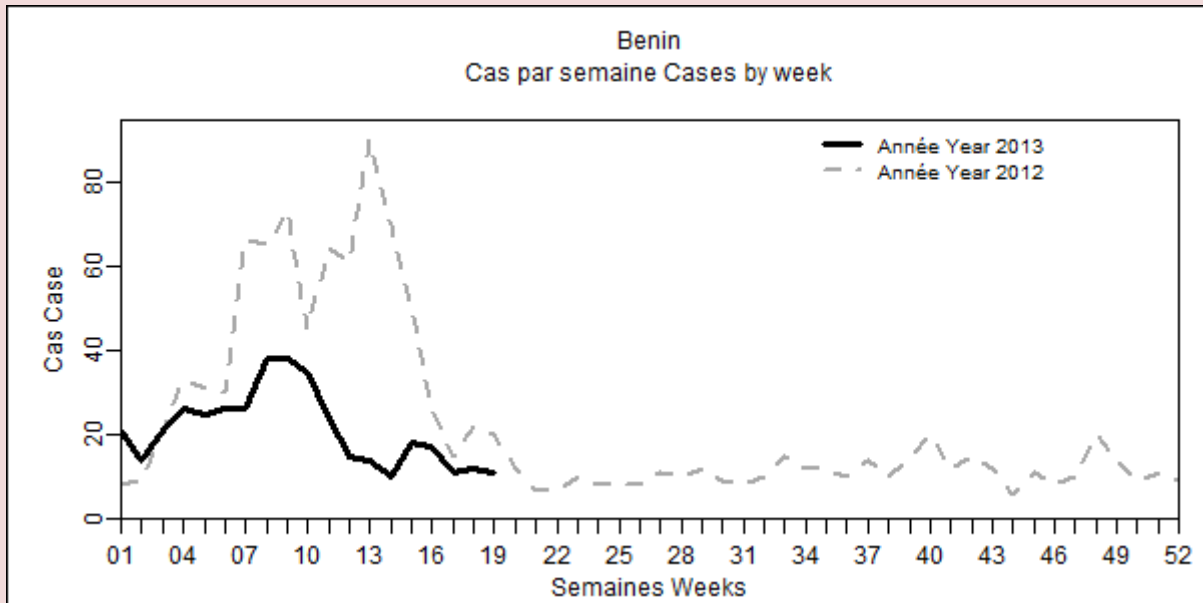
IV - REPRESENTATION GRAPHIQUE DES DONNEES DE SURVEILLANCE

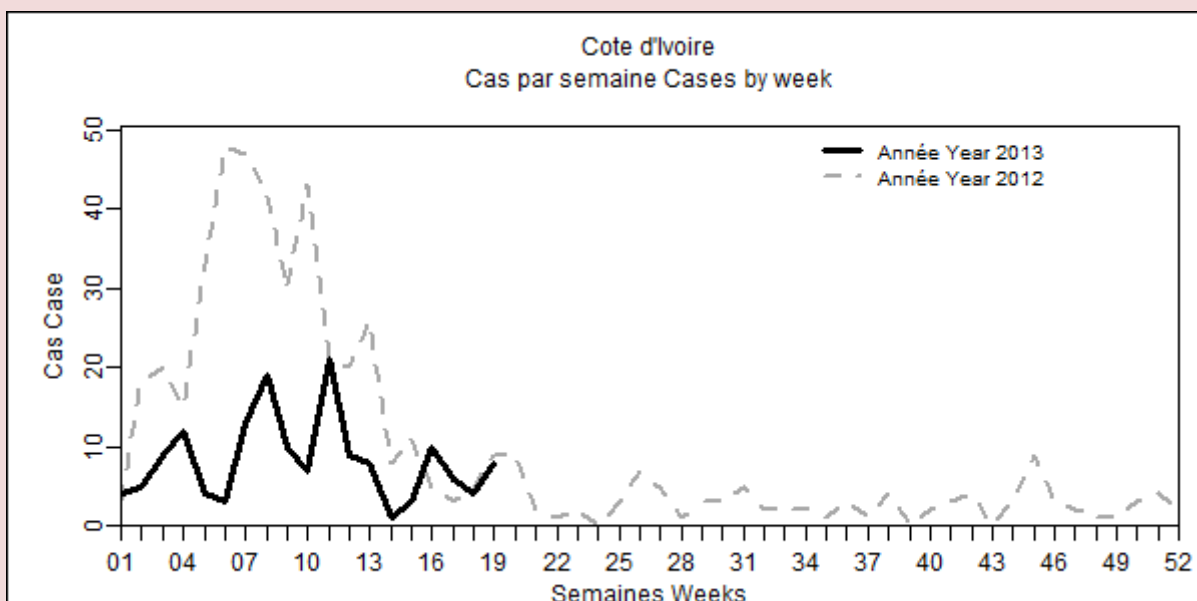
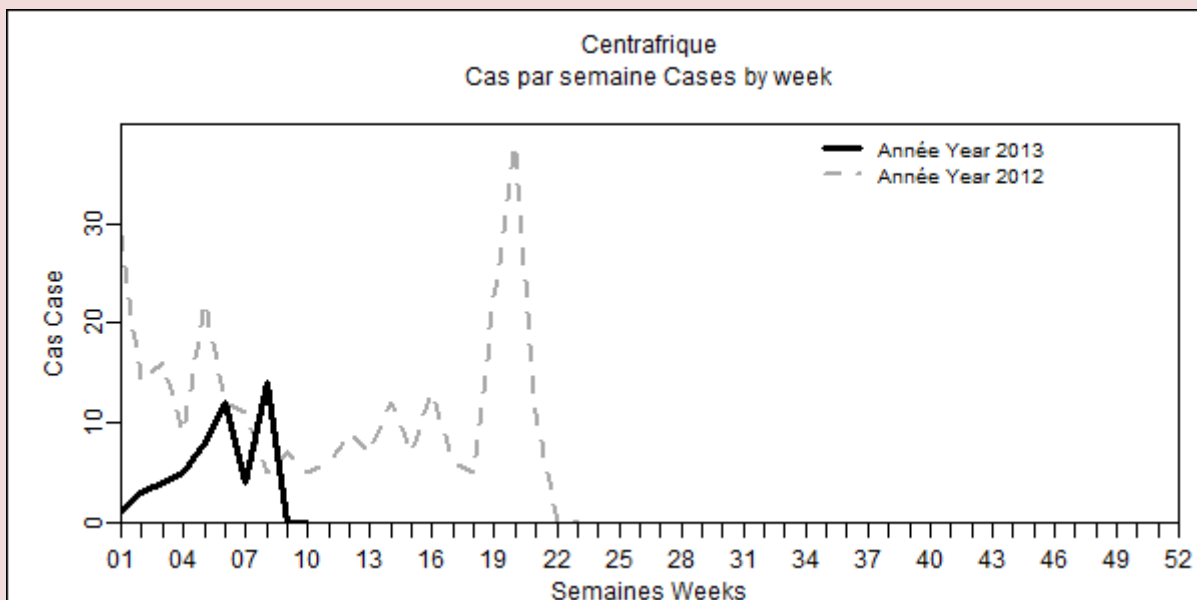
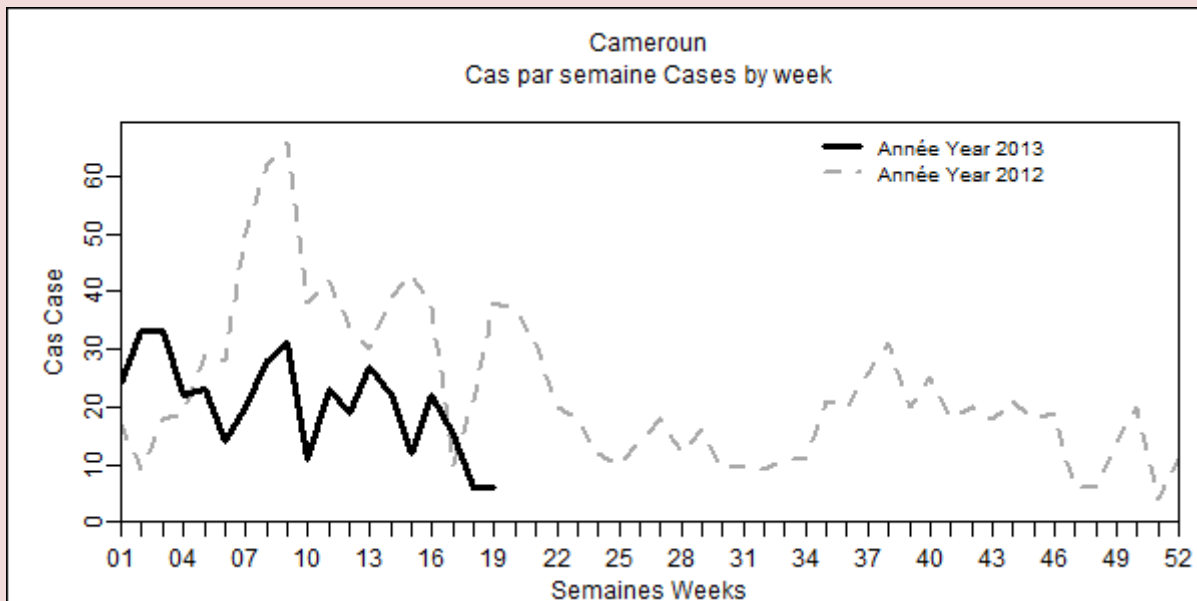
Figure 4 : Evolution hebdomadaire comparative par pays des années 2012 et 2013

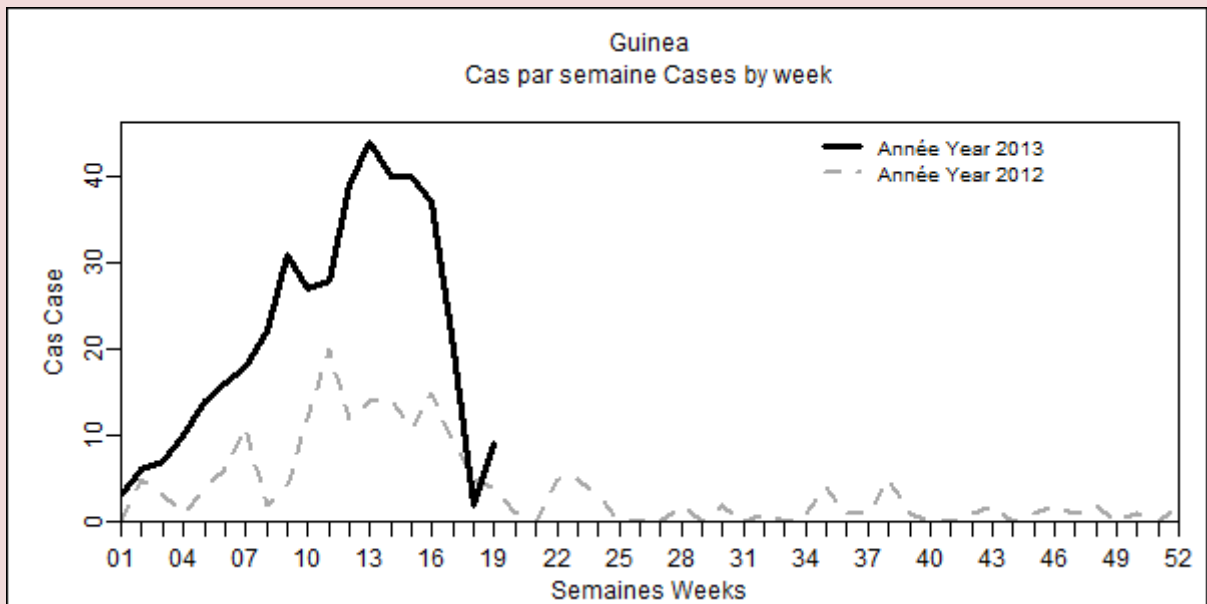
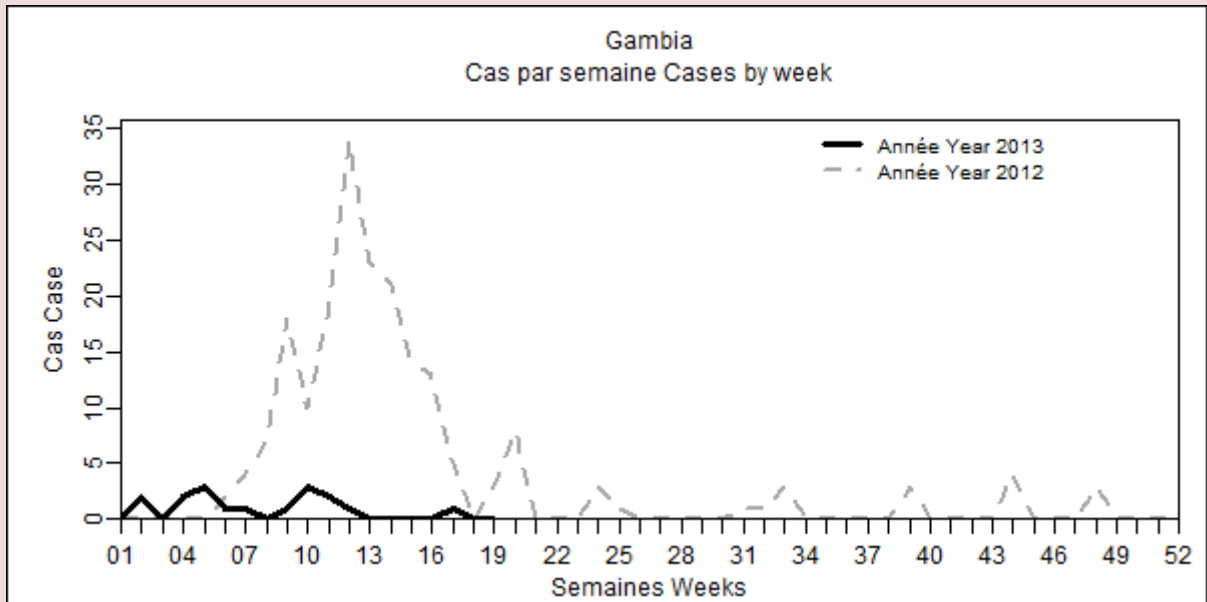
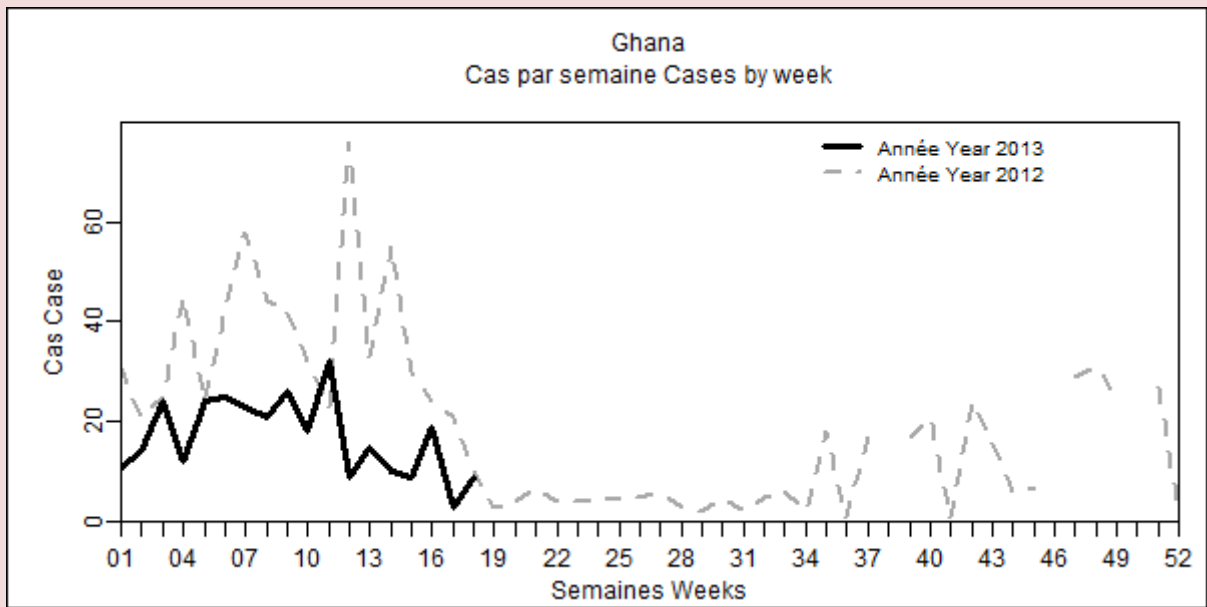
(Uniquement les pays ayant transmis des données pour la semaine en cours)

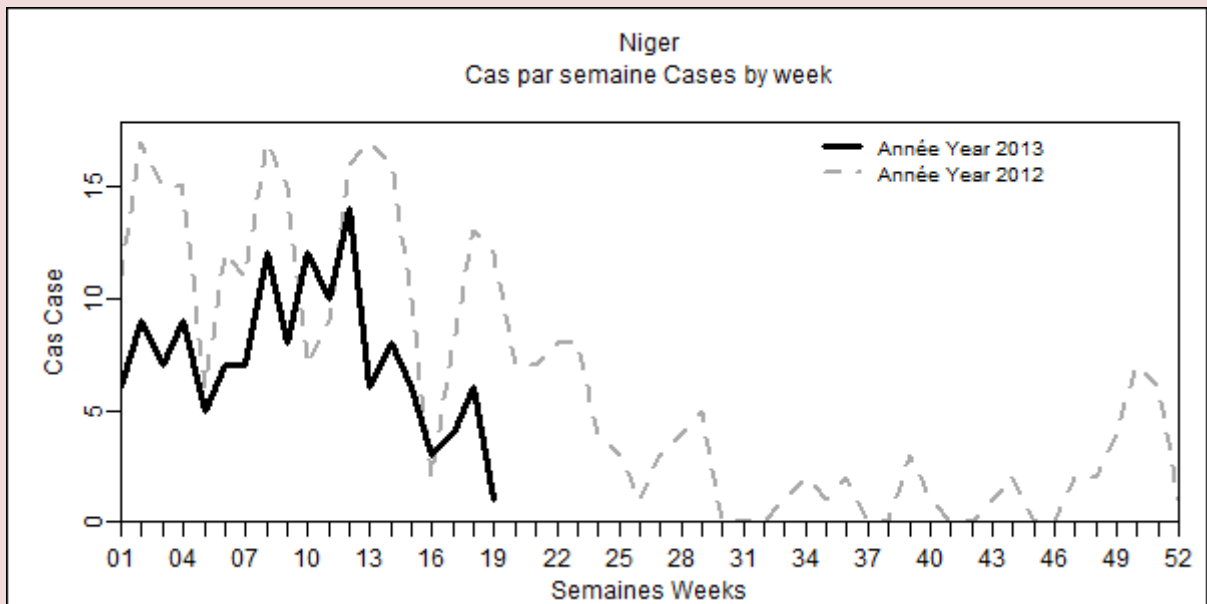
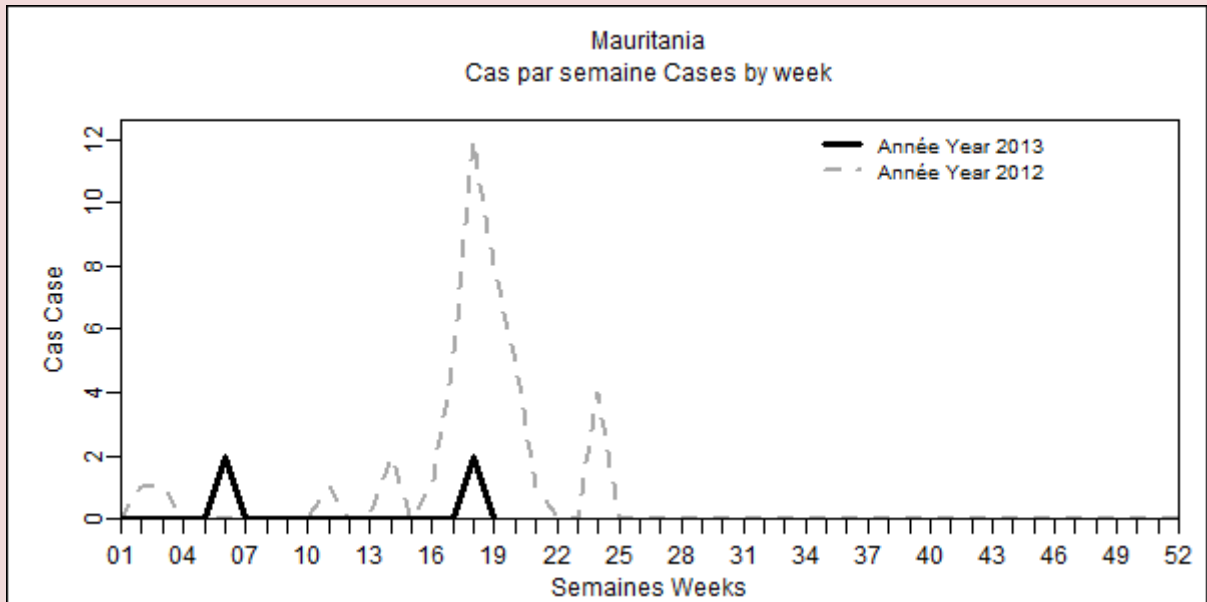
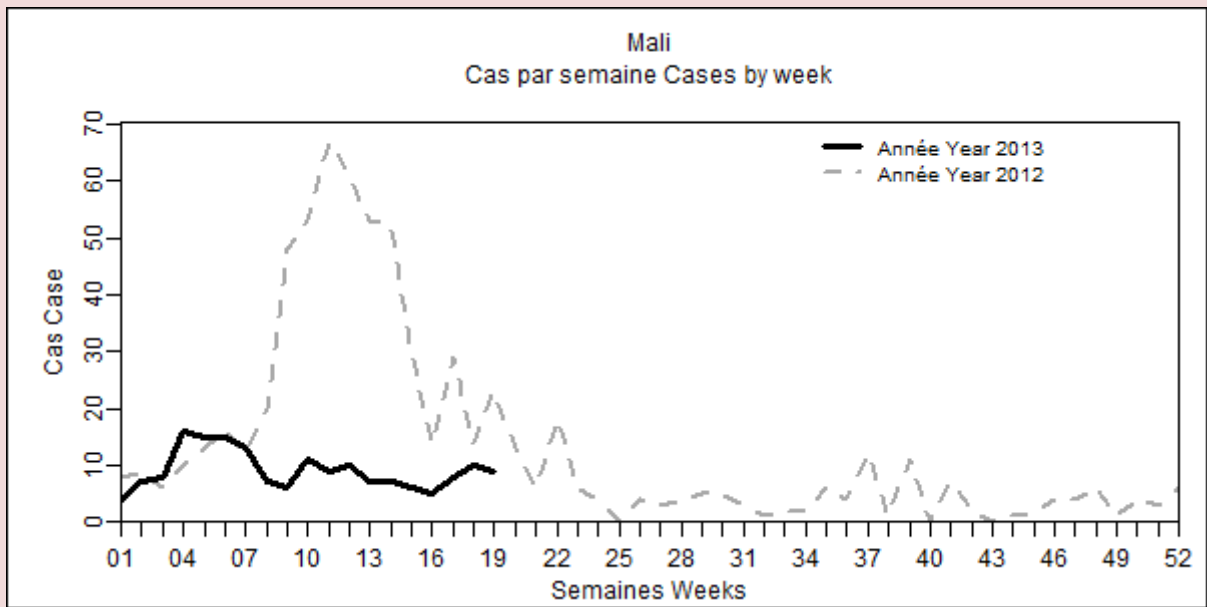
Comparative weekly evolution by country, years 2012-2013

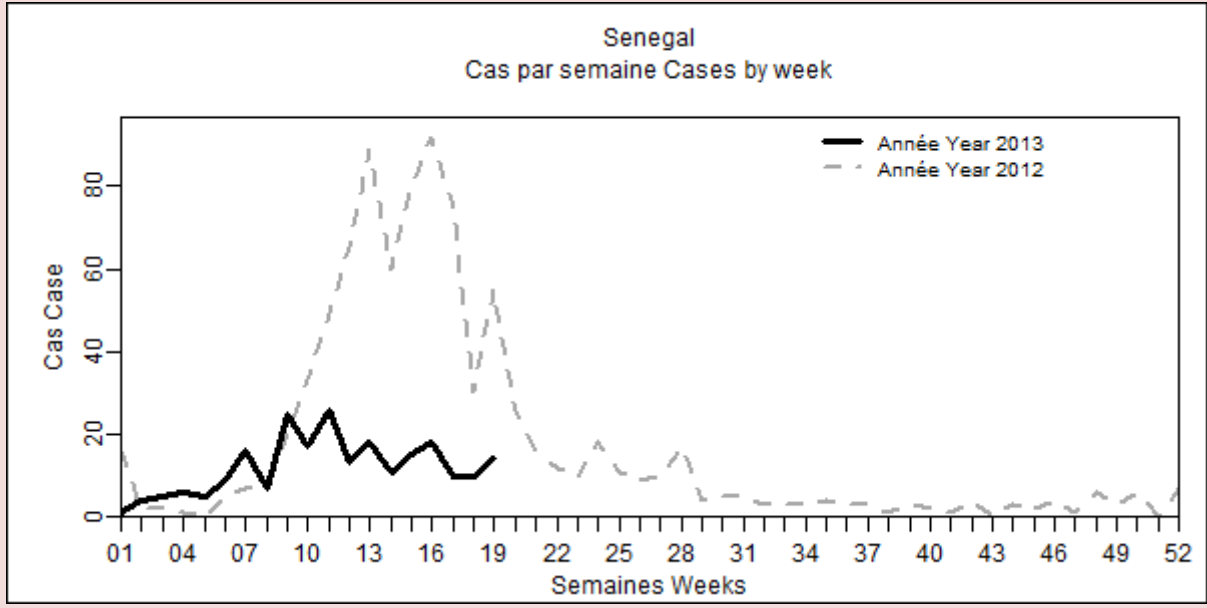
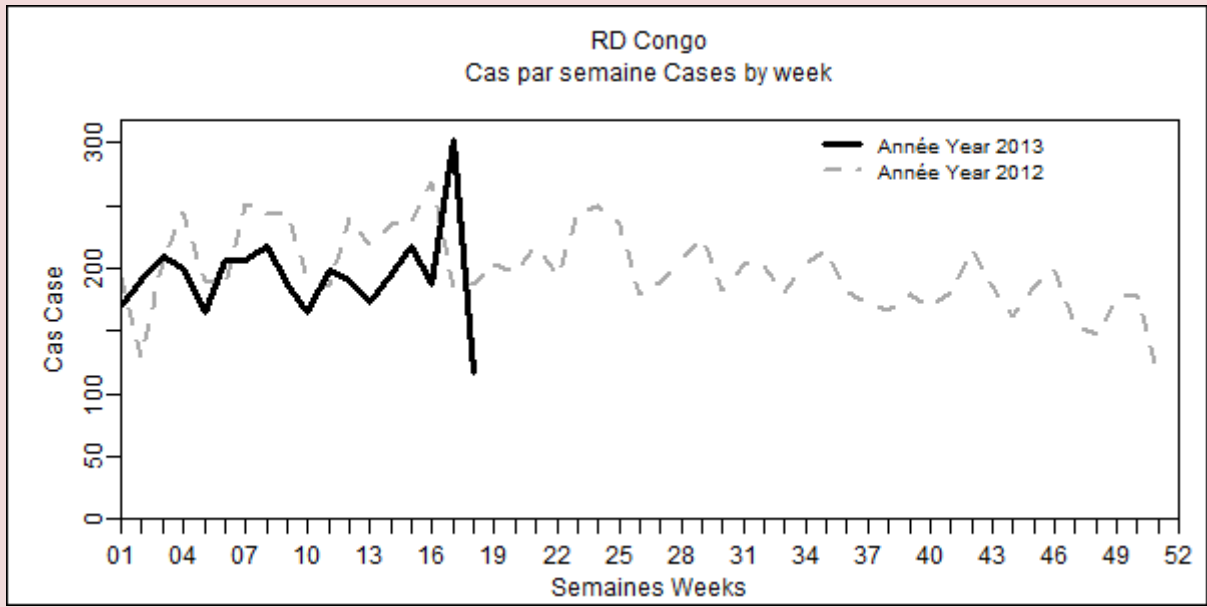
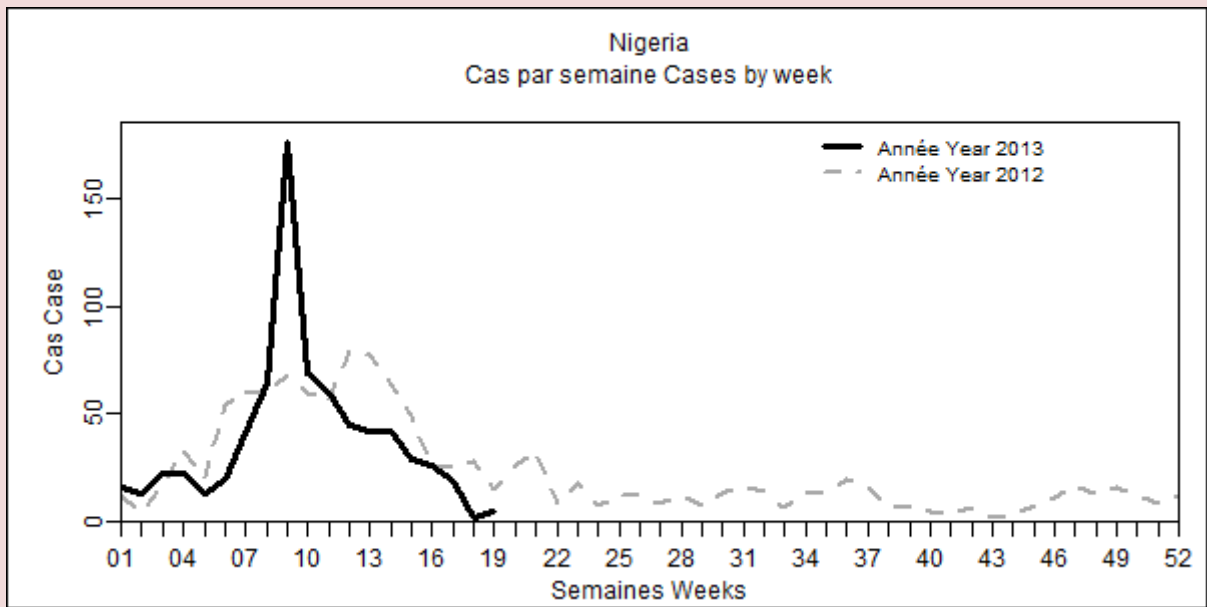
(Only countries which transmitted data during the current week)

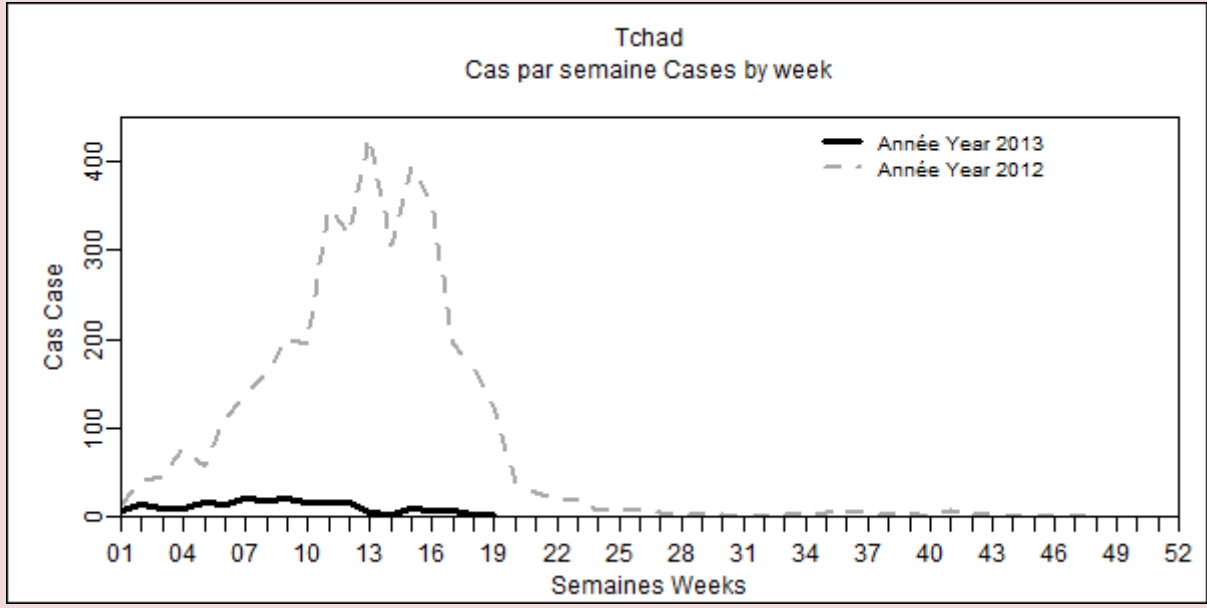
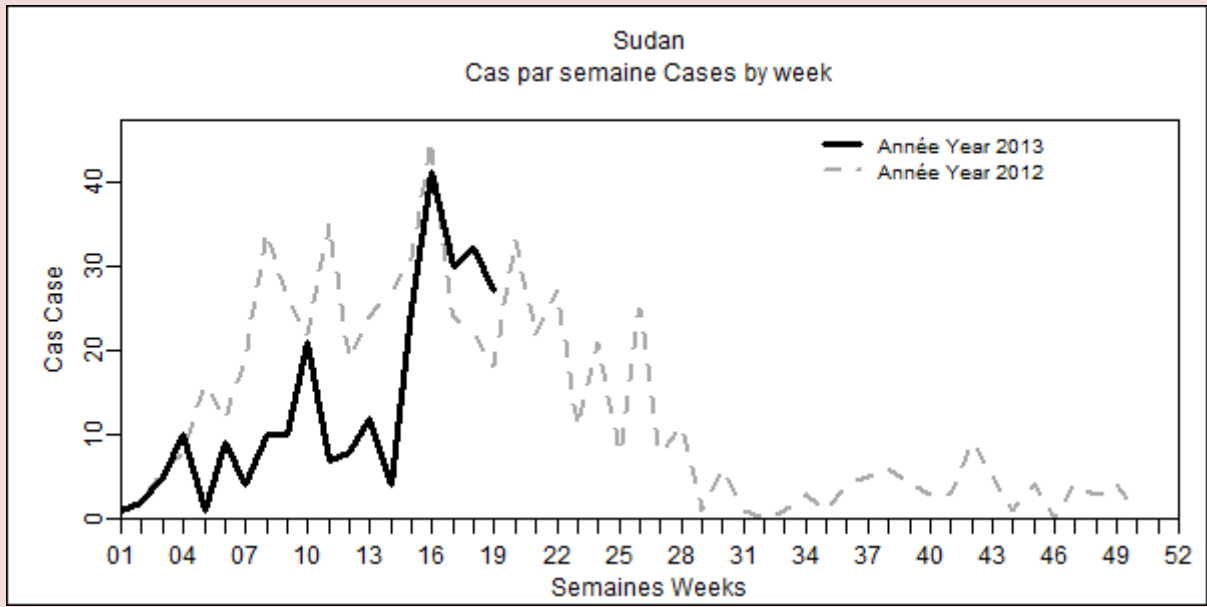
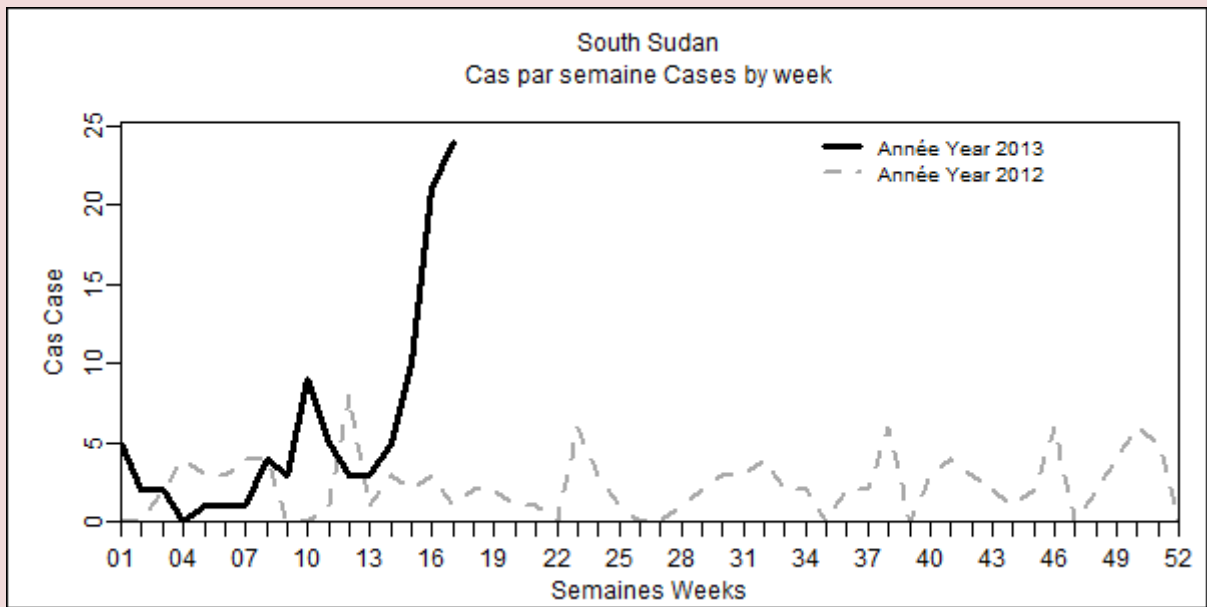












Togo
Cas par semaine Cases by week

